

Ardee Community School

Shannon Dowdall
5 Year Group
Artist Mentoring

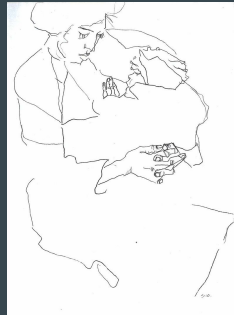




Lesson One - Portfolio Mentoring UoL

Learning Intentions:

- To understand the themes of 'natural' and 'dismantled'.
- To understand the different ways to successfully photograph 2D and 3D objects.
- To know how to apply drawing techniques within their work.

Support Study Artist: Picasso, Allison Kunath, Egon Schiele.



Students work



Visual Aid

Evan

Lesson Two

Learning Intentions:

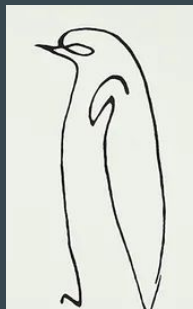
- To know how to dismantle an object from the Richard Serra verb list.
- To be able to create different effects using a variety of media.
- To know how to apply drawing techniques within their work.

Support Study Artist: Edward Weston, Picasso

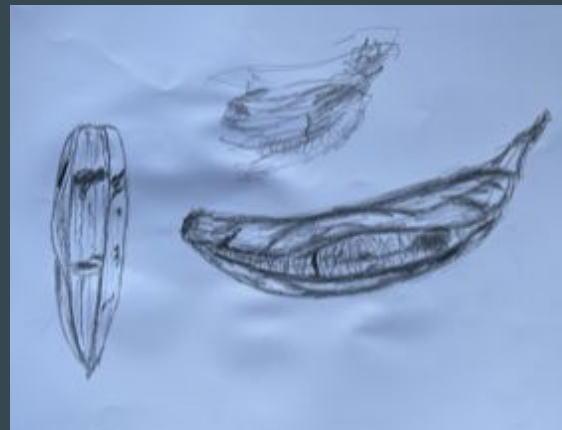
Edward
Weston



Picasso



Visual Aid



Students work

Lesson Three

Learning Intentions:

- To be able to explore and record the object in its alternate 'dismantled' form in contrast to its natural.
- To know how to use wire within their work.
- To understand what a relief piece is.


Support Study Artist: Alexander Calder, Richard Serra, Glenn Gibson.

to bend	to shorten
to crumple	to shave
to split	to cut
to remove	to simplify
to open	to mix
to spill	to droop
to lift	to inlay
to flood	to smear
to support	to hook
to hang	to collect
to bundle	to heap
to arrange	to repair
to distribute	to surfeit
to surround	to encircle
to wrap	to dig
to weave	to join
to bond	to hinge
to dilute	to light
to stretch	to bounce


Richard Serra



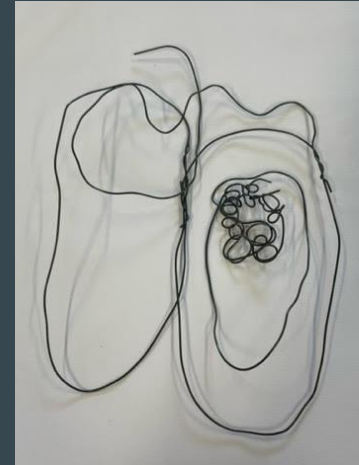
Glenn Gibson



Calder



Visual Aid



Students work

Lesson Four

Learnings Intentions:

- Documenting objects through a combination of different materials
- To know how to extract different elements from dismantled objects and repeat or create patterns.
- To understand the relation of 2d drawings and 3d objects.

Support Study Artists: Jenna Douglass



Visual Aid



Students Work

Lesson Five

Learnings Intentions:

- To be able to refine a 3D piece by adding non conventional materials to advance the sculpture.
- To know how to extract pattern, shape and texture from objects and translate that into a 3D piece.
- To understand the different processes involved in creating 3D forms.

Support Study Artists: Warren King and Louise Bourgeois.




Visual Aid



Students Work



Warren King



Louise Bourgeois

Lesson Six

Learnings Intentions:

- To be able to document and investigate their own process and understanding of an object .
- To know the steps involved in dismantling an object and merging work to find similarities or contrasts.
- Documenting objects through different combinations of materials.



Visual Aid

Support Study Artists: Francis Bacon



Students Work

We would like to thank the management of Ardee Community School, Principal Mary Jackson, Deputy Principals, Ms. Pauline Duffy, Mr. Liam Reilly, Ms. Marcella Greenan for hosting us.

We would also like to thank Ms. Lynn Scott and Ms. Neasa Kavanagh, our host teachers for all their support. We would also like to thank the students in 5th year for all their attention and interest in the projects.



Reflection

1. Mentoring

WWW&W - The wire relief pieces went really well because the students had never worked with wire before and were excited to use it. It also worked well because we had different weights and strengths so students could capture details.

EBI - If we had access to more materials such as chalk pastels, oil pastels and watercolour paints. I think we would have been able to make more diverse work in short time with the students.